

# Datasheet Iron927 CoaXPress

## Iron927 CoaXPress

**104.9 Megapixel, Global shutter, Small, Rugged, Low Power with Large Feature Set**

KAYA Vision is a global leader in commercial, industrial and rugged cameras and imaging system solutions, providing high-performance products for over 15 years. Founded in 2010 by industry experts, KAYA Vision designs, manufactures and supports both COTS and custom products for high-performance imaging needs.

KAYA Vision cameras leverage cutting-edge technology to provide exceptional image quality in the smallest form factors. Our advanced camera lineup features built-in image pre-processing, enhancement, and correction, all while maintaining industry-leading power efficiency. Designed for reliability, our SWaP-C (Size, Weight, Power, and Cost) optimized cameras offer the highest durability, operating in extreme environments with the widest temperature ranges, superior shock and vibration resistance, and extended MTBF. KAYA Vision cameras are the ultimate choice for high-performance imaging systems across commercial, industrial, medical, defense aerospace, and scientific applications.

## Key Features:

- 104.9 Megapixel up to 46.0 fps
- Monochrome and Color sensor variation
- Up to 14 W power at full rate
- Full image processing feature set
- CoaXPress v2.1 standard compliant
- Gen<i>i</i>Cam compliant
- Up to 4 CoaXPress links
- F, M42, EF or Active EF lens mount available
- Commercial and Industrial grade options
- Full EMVA1288 report
- Full built-in self-test (BIT)
- Full built-in voltage testing
- Customization as per user requirements

## Applications:

- Perimeter vision
- Low light surveillance
- Special Effects
- Virtual Reality
- 3D

## TECHNICAL DATA

General	
Pixel Size	2.74 $\mu\text{m}$ x 2.74 $\mu\text{m}$
Resolution	10240 (H) x 10240 (V)
Sensor Size	39.7 mm diagonal
Sensor Format	35 mm
Sensor	Sony IMX927
Sensor Type	CMOS
Output Interface	CoaXPress v2.1
Supported Interface rates	CXP-12, CXP-6 or CXP-3
Interface Connector	Micro-BNC
Number of Connectors	4
Output Resolution	8, 10 or 12 bit
Maximum Frame Rate	<ul style="list-style-type: none"><li>• 46 fps @8 bit resolution</li><li>• 37 fps @10 bit resolution</li><li>• 31 fps @12 bit resolution</li></ul>
Tap Geometry	1X-1Y
Image Acquisition	Continuous / Triggered
Camera Control	Gen<i>Cam
Electronic Shutter	Global
Monochrome / Color	Monochrome or Color
Temporal Noise	<2.7 e- at 25°C
Full Well Charge	9825 e-
Dynamic Range	>70.8 dB at 520 nm
Signal-to-Noise Ratio (SNR max)	40 dB at 520 nm
Quantum Efficiency (QE)	>63% at 520 nm
Shortest Exposure	10 $\mu\text{s}$
IR Filter (optional)	<ul style="list-style-type: none"><li>• UV cut below 400 nm</li><li>• IR cut above 700 nm</li></ul>
Exposure control	Automatic/Manual
Gain control	Automatic/Manual
Color Control	<ul style="list-style-type: none"><li>• RGB offsets</li><li>• Auto / Manual White balance</li><li>• LUT</li></ul>
Image enhancement	<ul style="list-style-type: none"><li>• Defect pixel correction</li><li>• Gain (Analog / Digital)</li><li>• Auto / Manual black level</li><li>• Binning</li><li>• Auto Exposure / Gain</li><li>• Flat field / Fixed pattern noise correction</li></ul>

Additional on camera processing	<ul style="list-style-type: none"> <li>• ROI</li> <li>• Image flip</li> <li>• Frame counter</li> <li>• Operational Time Counter</li> <li>• Binning</li> </ul>
Power Input	<ul style="list-style-type: none"> <li>• PoCXP</li> <li>• External 11 V - 28 V input</li> </ul>
Power Consumption	<14 W at 24 V DC
Configuration software	Gen<i>Cam Standard software
Synchronization	Protocol/External I/O Trigger
Exposure Strobe output	Yes

General Purpose Inputs and Outputs	
I/O lines	<ul style="list-style-type: none"> <li>• 1 opto-isolated input</li> <li>• 1 opto-isolated output</li> <li>• 1 singled-ended TTL output</li> <li>• 1 singled-ended TTL/LVTTL input</li> </ul>
Usage	<ul style="list-style-type: none"> <li>• Any System I/O input lines can be connected to any I/O output line</li> <li>• Any I/O input line can generate any trigger event</li> <li>• Any I/O input line can trigger a timer</li> <li>• Any I/O input line can trigger a counter</li> </ul>
Electrical specifications	<ul style="list-style-type: none"> <li>• TTL lines: 5 V TTL compliant</li> <li>• LVTTL lines: 3.3 V LVTTL compliant</li> <li>• Isolated lines: opto-isolated lines with voltage range up to 30 V</li> </ul>
Absolute Maximum	<ul style="list-style-type: none"> <li>• TTL/LVTTL input voltage: -0.3 V to +6 V</li> <li>• TTL output current: 40 mA</li> <li>• Isolated input voltage: -4 V to +25 V</li> <li>• Isolated output voltage: -0.3 V to +25 V</li> <li>• Isolated input current: 30 mA</li> <li>• Isolated output current: 50 mA</li> </ul>
Operating	<ul style="list-style-type: none"> <li>• TTL/LVTTL input voltage: 0 V to +5 V</li> <li>• TTL output current: 0mA to 24 mA</li> <li>• Isolated input voltage: 0 V to +24 V</li> <li>• Isolated output voltage: 0 V to +24 V</li> <li>• Isolated input current: 6.3 mA to 15 mA</li> <li>• Isolated output current: 1 mA to 25 mA</li> </ul>
Timers	<ul style="list-style-type: none"> <li>• 4 general purpose timers</li> <li>• Configurable delay and duration</li> <li>• 32-bit accumulator</li> </ul>
Counters	<ul style="list-style-type: none"> <li>• 4 general purpose counters</li> <li>• Configurable value and duration</li> <li>• 32-bit counter</li> </ul>

Mechanical	
Dimensions (including lens mount)	83 mm x 78 mm x 49 mm (3.3" x 3.1" x 1.9")
Weight (without lens)	500 g (17.6 oz)
Lens Mount	F, M42, EF or Active EF

Sensor Alignment	Active
Ingress Protection	Optional IP67 (with protective lens tube)

Environmental Conditions	
Operating ambient air temperature	Commercial : 0°C to +50°C ( 32°F to +122°F) Industrial : -40.0°C to +70°C ( -40°F to +158°F) At 1 m/s airflow
Operating ambient air humidity	10% to 90% RH non-condensing
Storage ambient air temperature	Commercial : 0°C to +55°C ( 32°F to +131°F) Industrial : -40.0°C to +75°C ( -40°F to +167°F)
Storage ambient air humidity	10% to 90% RH non-condensing
Operational Shock	Tested per MIL-STD-810G Method 516.6, 3-axis Shock 75G
Operational Vibration	Tested per MIL-STD-810G Method 514.6, 3-axis Vibration Category 20
MTBF	1,600,000 (Without fan) hrs @ 50C (Telecordia)

Certifications	
Electromagnetic - EMC standards	<ul style="list-style-type: none"> <li>• The European EMC Directive 2014/30/EU</li> <li>• The Unites States FCC rule 47 CFR 15</li> </ul>
EMC - Emission	<ul style="list-style-type: none"> <li>• EN 55032:2015 Class B</li> <li>• FCC 47 Part 15 Class B</li> </ul>
EMC - Immunity	<ul style="list-style-type: none"> <li>• EN 55035:2017 Class B</li> <li>• EN 61000-4-3</li> <li>• EN 61000-4-4</li> <li>• EN 61000-4-6</li> </ul>
Flammability	PCB compliant with UL 94 V-0
RoHS	Compliant with the European Union Directive 2011/65/EU (RoHS2)
REACH	Compliant with the European Union Regulation No 1907/2006
WEEE	Must be disposed of separately from normal household waste and must be recycled according to local regulations

# Iron927M-SF

Color options

M – Monochrome  
I – Mono with IR Filter  
N – Color w/o IR Filter  
C – Color

Grade

S – Commercial  
R – Industrial

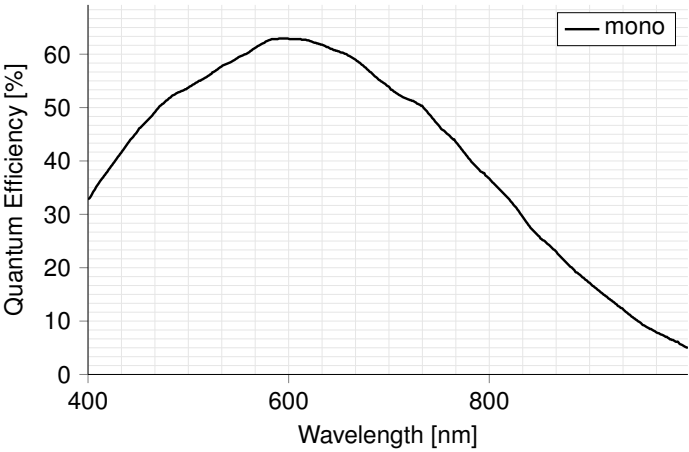
Lens mount

F – Nikon F-Mount  
M – M42-Mount  
E – Canon EOS-Mount  
B – Active Canon Mount

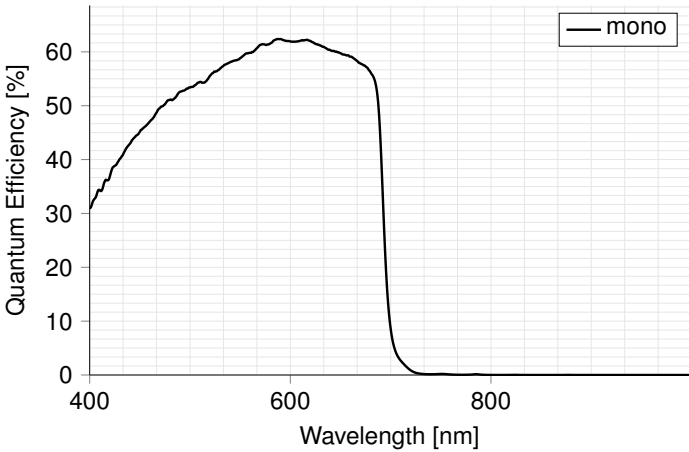
Accessories	
Optional accessories	● CoaXPress cables
Accessories Included	-

# SPECTRAL RESPONSE

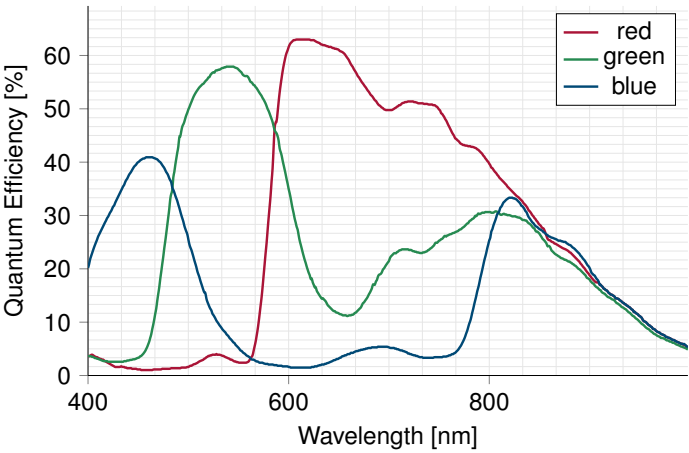
Monochrome



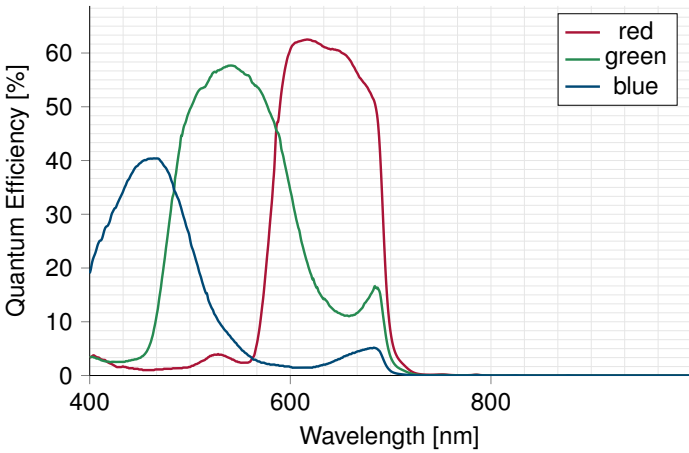
Monochrome with IR Cut Filter



Color

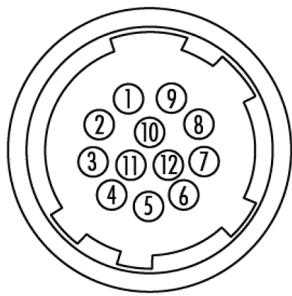


Color with IR Cut Filter



# GENERAL PURPOSE INPUT OUTPUT

## GPIO Pinout – 12 Pin Hirose Connector

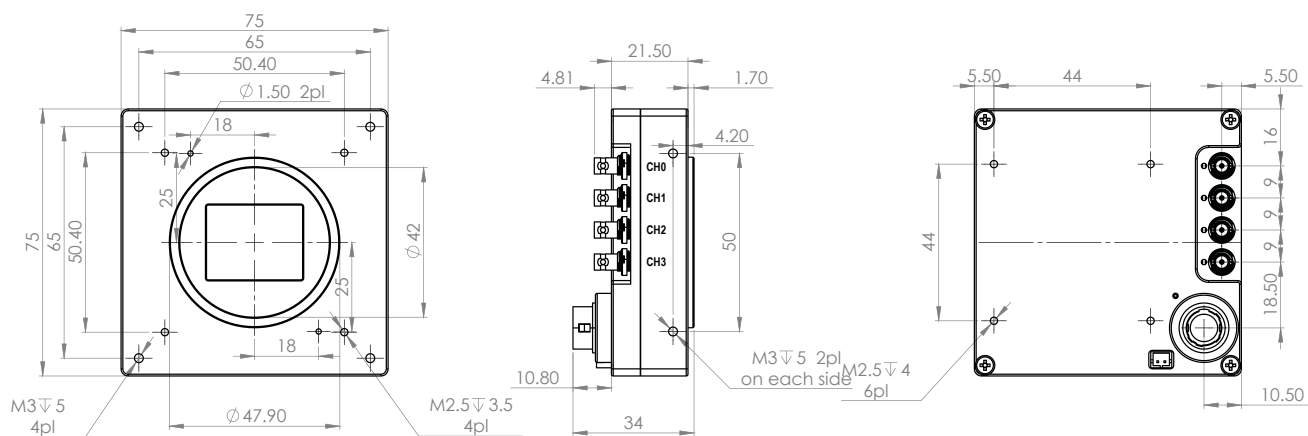


- |                    |                     |
|--------------------|---------------------|
| 1. DC Power return | 7. OUT1 (TTL)       |
| 2. DC Power        | 8. IN1 (OPTO)       |
| 3. RS232 RX        | 9. IN2 (TTL/LVTTL)  |
| 4. RS232 TX        | 10. IN1 Return      |
| 5. OUT2 Return     | 11. IN2/OUT1 Return |
| 6. RS232 Return    | 12. OUT2 (OPTO)     |

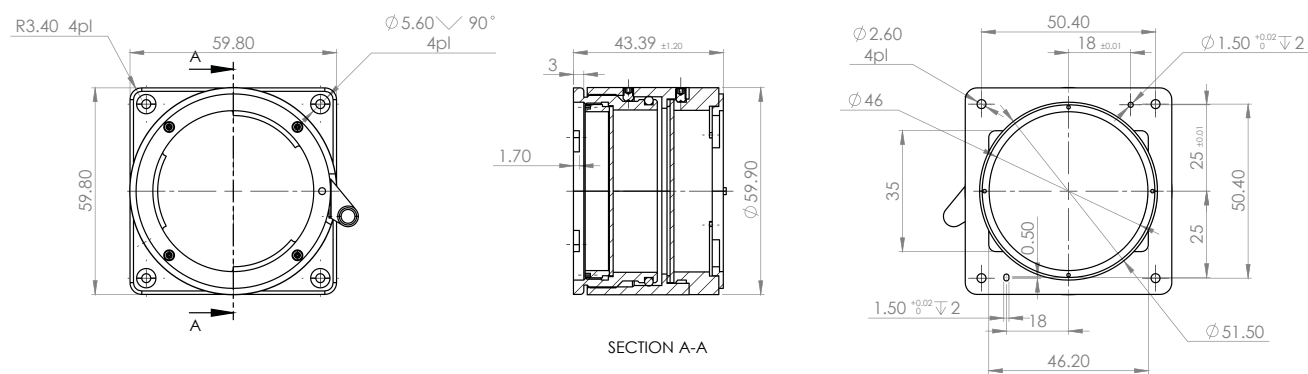
The GPIO connector used on the camera is a 12-pin male Hirose connector. It is recommended to use a cable with a matching Hirose 12 pin female connector. Hirose’s manufacturer’s part number is listed below:

Product Name	Product Part Number
Hirose 12P connector, male	HR10A-10R-12PB
Hirose 12P connector, female	HR10A-10P-12S

Camera Base

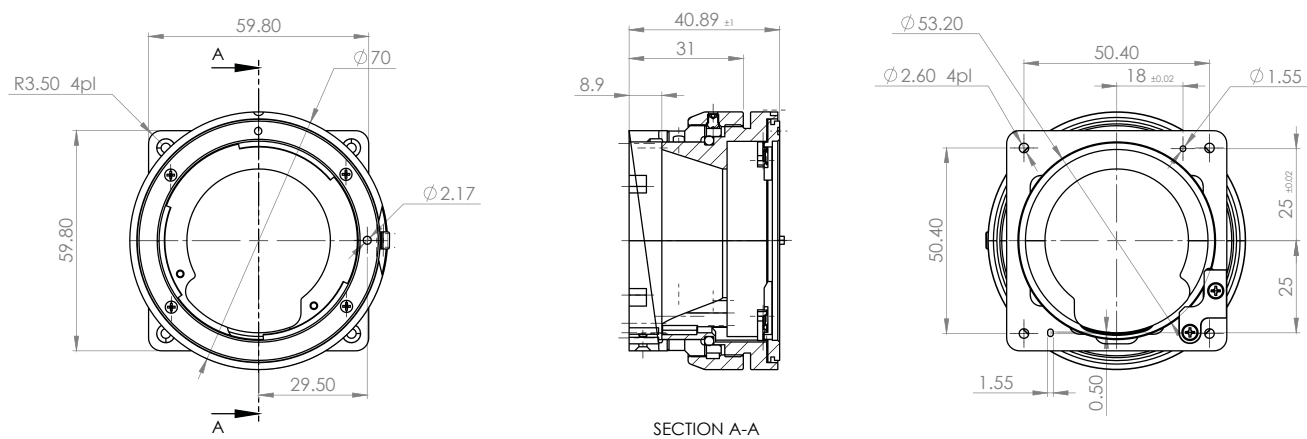


F-Mount Adapter

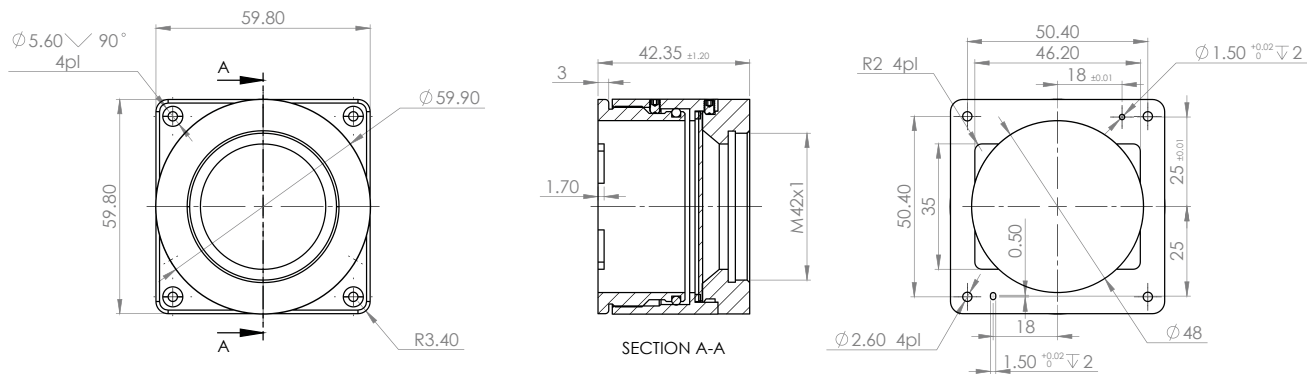




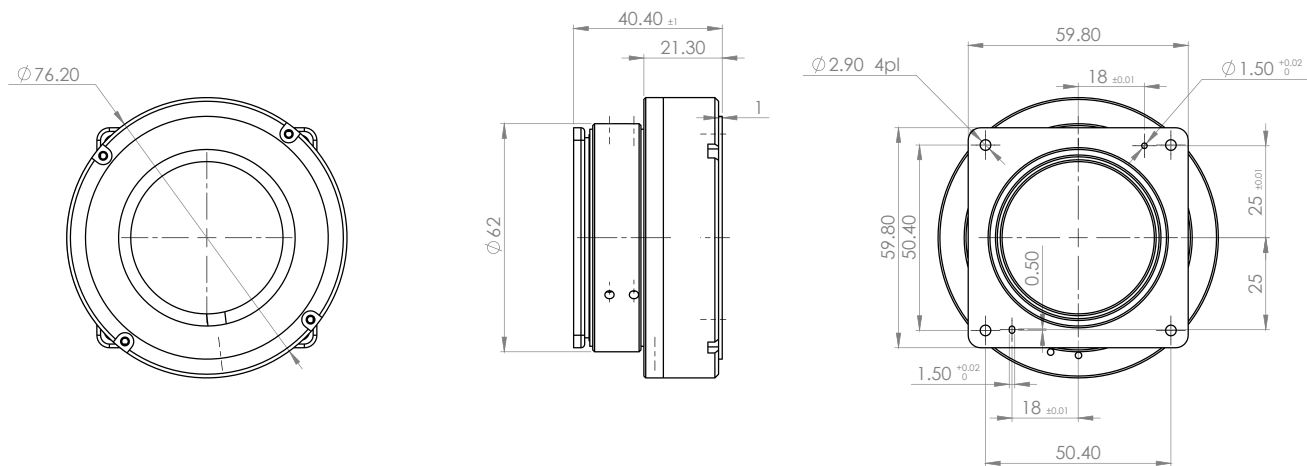
EF-Mount Adapter



M42-Mount Adapter



Active EF-Mount Adapter



Dimensions are in millimeters.

# COMPATIBILITY

KAYA Vision develops and maintains compatibility and interfaces for the most common and advanced vision image processing libraries and applications. We ensure seamless integration with major platforms to provide users with a flexible and convenient development environment, minimize integration effort, and accelerate time to deployment.

Supported vision standards:



Supported vision libraries:



Supported operating systems:



*Please check our website for an up-to-date list of other supported libraries and software package.*

お問い合わせは立野電脳（株） [sales@dsp-tdi.com](mailto:sales@dsp-tdi.com)

 EXT営業部  
E-mail : [sales@dsp-tdi.com](mailto:sales@dsp-tdi.com)  
〒198-0063 東京都青梅市梅郷5-955 TEL.0428-77-7000

**URL <https://www.dsp-tdi.com/>**

内容は予告なく変更される場合があります。



Have questions about pricing, availability, documentation, or custom options?  
We're always ready to assist and provide expert guidance.  
Sales Inquiries: [info@kaya.vision](mailto:info@kaya.vision)  
Technical Support: [support@kaya.vision](mailto:support@kaya.vision)  
[www.kaya.vision](http://www.kaya.vision)

KAYA Vision, Inc.  
20283 State Road 7  
Suite 350  
Boca Raton, FL 33498  
USA  
+1 561 698-2899